

RACE	Dutch Nationals Round 3				
TRACK	MRC Real80				
NAME	Roel Jongenelis			DATE	10-07-2022

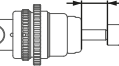
TRACK TEMPERATURE	QUAL POSITION	FINAL POSITION	BEST LAPTIME	LAPS	TIME
17	2	2	17.441 /sec	24	7:02.380

TRACK

TRACK SURFACE	<input type="checkbox"/> CARPET	<input checked="" type="checkbox"/> ASPHALT
TRACK LAYOUT	<input type="checkbox"/> TECHNICAL	<input type="checkbox"/> MIXED <input checked="" type="checkbox"/> FAST
TRACTION	<input type="checkbox"/> LOW	<input checked="" type="checkbox"/> MEDIUM <input type="checkbox"/> HIGH

FRONT	TRANSMISSION	REAR
SOLID AXLE <input checked="" type="checkbox"/> YES		
GEAR DIFFERENTIAL - OIL	/cSt	GEAR DIFFERENTIAL - OIL 10K /cSt
PINION 38 /T	SPUR GEAR 90 /T	FINAL DRIVE RATIO 4.50


FRONT	SHOCKS	REAR
2.5/2.8	XRAY SPRINGS	2.8
400(HUDY)	OIL /cSt	400(HUDY)
0	REBOUND %	0
<input type="checkbox"/> YES <input checked="" type="checkbox"/> NO	FOAM INSERTS	<input type="checkbox"/> YES <input checked="" type="checkbox"/> NO
PISTONS		
<input type="checkbox"/> 3 HOLES	..... 1.0mm .....	<input type="checkbox"/> 3 HOLES
<input type="checkbox"/> 4 HOLES	..... 1.1mm .....	<input checked="" type="checkbox"/> 4 HOLES
<input checked="" type="checkbox"/> PSS	..... 1.2mm .....	<input type="checkbox"/> PSS
SHOCK LENGTH FRONT		SHOCK LENGTH REAR
9.3 /mm		9.3 /mm




1.3	THICKNESS/mm	ANTI-ROLL BAR	THICKNESS/mm	1.3
-----	--------------	---------------	--------------	-----

Matrix 36R	TIRES	Matrix 36R
MR33 V3	ADDITIVE	MR33 V3
15 MIN	ADDITIVE TIMING	15 MIN

FRONT LEFT




FRONT RIGHT




TREATED AREA

REAR LEFT

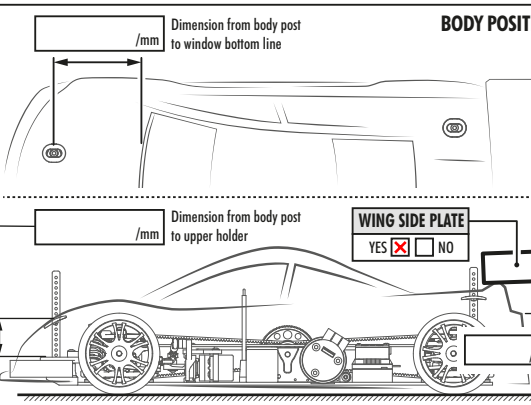


REAR RIGHT



TOTAL WEIGHT	1330 /g	WEIGHT BALANCE	FRONT 51 %	REAR 49 %
MOTOR	ORCA 13.5T ETS	TIMING		
ESC	ORCA ETS	BATTERIES	LRP 8100	
BODY	Twister special 0.5	WING	STD	

BODY POSITION



WING SIDE PLATE  
YES ☒ NO ☐

Dimension from edge to surface

**COMMENTS**

Really bumpy track.

### FRONT & REAR SUSPENSION

**FRONT CASTER**

Adjust with eccentric bushings

5° 4° 3°

☐ 5° ☒ 4° ☐ 3°

**BUMP STEER**

2 /mm

**HEIGHT**

xx /mm

**SHIM**

6.5 /mm

**REAR CASTER**

Adjust with eccentric bushings

0.5° 1.5° 2.5° 3.5° 4.5° 5.5°

☐ 0.5° ☐ 1.5° ☒ 2.5° ☐ 3.5° ☐ 4.5° ☐ 5.5°

**TOE GAIN**

5 /mm

**3 /mm FF**

☐ 3 /mm ☒ 6 /mm ☐ 9 /mm

**RIDE HEIGHT**

☐ ☒ ☐

**FR 2 /mm**

☐ 2 /mm ☒ 4 /mm ☐ 6 /mm

**SERVO SAVER**

☐ ☒ ☐

**FRONT HUB**

COMPOSITE ☒ ALU ☐

**SHIM**

1 /mm

**5.4 /mm DOWNSTOP**

**2 /deg. CAMBER**

Left = Right

**DRIVE SHAFT**

☒ 58mm ☐ 59mm ☒ STD. BEARING ☐

**FRONT SUSPENSION**

**FRONT BRACE**

YES ☐ NO ☒

**BULKHEAD SHIMS**

YES ☒ 3mm ☐ NO

**2.5 /mm SHIM**

2 /mm

**FRONT SHOCK POSITION**

1 2 3 4

**FRONT HUB**

COMPOSITE ☒ ALU ☐

**SHIM**

1 /mm

**5.4 /mm DOWNSTOP**

**2 /deg. CAMBER**

Left = Right

**DRIVE SHAFT**

☐ 52mm ☒ 54mm ☒ STD. BEARING ☐

**REAR SUSPENSION**

**REAR SHOCK POSITION**

1 2 3 4

**REAR HUB**

COMPOSITE ☒ ALU ☐

**SHIM**

1.5 /mm

**4.2 /mm DOWNSTOP**

**2 /deg. CAMBER**

Left = Right

**DRIVE SHAFT**

☐ 52mm ☒ 54mm ☒ STD. BEARING ☐

**REAR SUSPENSION**

**REAR SHOCK POSITION**

1 2 3 4

**REAR HUB**

COMPOSITE ☒ ALU ☐

**SHIM**

1.5 /mm

**4.2 /mm DOWNSTOP**

**2 /deg. CAMBER**

Left = Right

**DRIVE SHAFT**

☐ 52mm ☒ 54mm ☒ STD. BEARING ☐

**REAR SUSPENSION**

**REAR SHOCK POSITION**

1 2 3 4

**REAR HUB**

COMPOSITE ☒ ALU ☐

**SHIM**

1.5 /mm

**4.2 /mm DOWNSTOP**

**2 /deg. CAMBER**

Left = Right

**DRIVE SHAFT**

☐ 52mm ☒ 54mm ☒ STD. BEARING ☐

**REAR SUSPENSION**

**REAR SHOCK POSITION**

1 2 3 4

**REAR HUB**

COMPOSITE ☒ ALU ☐

**SHIM**

1.5 /mm

**4.2 /mm DOWNSTOP**

**2 /deg. CAMBER**

Left = Right

**DRIVE SHAFT**

☐ 52mm ☒ 54mm ☒ STD. BEARING ☐

**REAR SUSPENSION**

**REAR SHOCK POSITION**

1 2 3 4

**REAR HUB**

COMPOSITE ☒ ALU ☐

**SHIM**

1.5 /mm

**4.2 /mm DOWNSTOP**

**2 /deg. CAMBER**

Left = Right

**DRIVE SHAFT**

☐ 52mm ☒ 54mm ☒ STD. BEARING ☐

**REAR SUSPENSION**

**REAR SHOCK POSITION**

1 2 3 4

**REAR HUB**

COMPOSITE ☒ ALU ☐

**SHIM**

1.5 /mm

**4.2 /mm DOWNSTOP**

**2 /deg. CAMBER**

Left = Right

**DRIVE SHAFT**

☐ 52mm ☒ 54mm ☒ STD. BEARING ☐

**REAR SUSPENSION**

**REAR SHOCK POSITION**

1 2 3 4

**REAR HUB**

COMPOSITE ☒ ALU ☐

**SHIM**

1.5 /mm

**4.2 /mm DOWNSTOP**

**2 /deg. CAMBER**

Left = Right

**DRIVE SHAFT**

☐ 52mm ☒ 54mm ☒ STD. BEARING ☐

**REAR SUSPENSION**

**REAR SHOCK POSITION**

1 2 3 4

**REAR HUB**

COMPOSITE ☒ ALU ☐

**SHIM**

1.5 /mm

**4.2 /mm DOWNSTOP**

**2 /deg. CAMBER**

Left = Right

**DRIVE SHAFT**

☐ 52mm ☒ 54mm ☒ STD. BEARING ☐

**REAR SUSPENSION**

**REAR SHOCK POSITION**

1 2 3 4

**REAR HUB**

COMPOSITE ☒ ALU ☐

**SHIM**

1.5 /mm

**4.2 /mm DOWNSTOP**

**2 /deg. CAMBER**

Left = Right

**DRIVE SHAFT**

☐ 52mm ☒ 54mm ☒ STD. BEARING ☐

**REAR SUSPENSION**

**REAR SHOCK POSITION**

1 2 3 4

**REAR HUB**

COMPOSITE ☒ ALU ☐

**SHIM**

1.5 /mm

**4.2 /mm DOWNSTOP**

**2 /deg. CAMBER**

Left = Right

**DRIVE SHAFT**

☐ 52mm ☒ 54mm ☒ STD. BEARING ☐

**REAR SUSPENSION**

**REAR SHOCK POSITION**

1 2 3 4

**REAR HUB**

COMPOSITE ☒ ALU ☐

**SHIM**

1.5 /mm

**4.2 /mm DOWNSTOP**

**2 /deg. CAMBER**

Left = Right

**DRIVE SHAFT**

☐ 52mm ☒ 54mm ☒ STD. BEARING ☐

**REAR SUSPENSION**

**REAR SHOCK POSITION**

1 2 3 4

**RE**