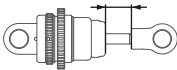




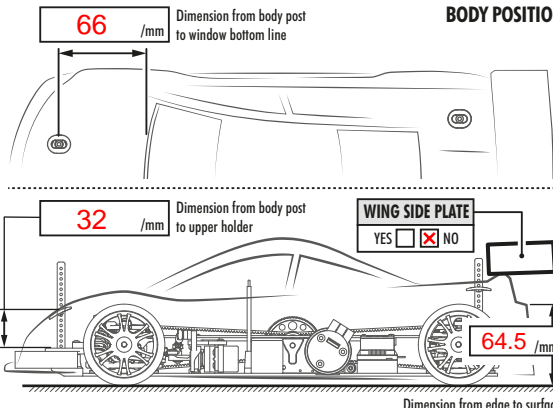


# XRAY X4'22

RACE	NYGP 2021 SuperStock - TQ/Win											
TRACK	360V2											
NAME	Robbie Dodge					DATE	10/10/2021					
TRACK TEMPERATURE	QUAL POSITION		FINAL POSITION		BEST LAPTIME		LAPS		TIME			
	1		1		10.3 /sec		29/		5:07.5			
TRACK												
TRACK SURFACE					<input checked="" type="checkbox"/> CARPET			<input type="checkbox"/> ASPHALT				
TRACK LAYOUT					<input type="checkbox"/> TECHNICAL			<input checked="" type="checkbox"/> MIXED			<input type="checkbox"/> FAST	
TRACTION					<input type="checkbox"/> LOW			<input type="checkbox"/> MEDIUM			<input checked="" type="checkbox"/> HIGH	
FRONT				TRANSMISSION				REAR				
SOLID AXLE				<input checked="" type="checkbox"/> YES								
GEAR DIFFERENTIAL - OIL				/Cst				GEAR DIFFERENTIAL - OIL 10K /Cst				
PINION		/T		SPUR GEAR		/T		FINAL DRIVE RATIO				
FRONT			SHOCKS				REAR					
2.5-2.8			XRAY SPRINGS				2.7					
450			OIL /Cst				450					
			REBOUND %									
<input type="checkbox"/> YES <input checked="" type="checkbox"/> NO			FOAM INSERTS				<input type="checkbox"/> YES <input checked="" type="checkbox"/> NO					
<input type="checkbox"/> 3 HOLES			PISTONS				<input type="checkbox"/> 3 HOLES					
<input type="checkbox"/> 4 HOLES			1.0mm				<input type="checkbox"/> 4 HOLES					
<input checked="" type="checkbox"/> PSS			1.1mm				<input type="checkbox"/> PSS					
			1.2mm				<input checked="" type="checkbox"/> PSS					
2x0.8mm			2x0.8mm									
SHOCK LENGTH FRONT								SHOCK LENGTH REAR				
8.5 /mm								8.5 /mm				
1.4		THICKNESS/mm				ANTI-ROLL BAR			THICKNESS/mm		1.3	
Hudy @ 59.8mm				TIRES				Hudy				
SXT 3.0				ADDITIVE				SXT 3.0				
5				ADDITIVE TIMING				5				
FRONT LEFT		FRONT RIGHT		TREATED AREA				REAR LEFT		REAR RIGHT		
												
TOTAL WEIGHT		1320 /g		WEIGHT BALANCE		FRONT 50 %		REAR 50 %				
MOTOR		R1 V21S 17.5		TIMING								
ESC		R1 Digital 3		BATTERIES		R1 5800						
BODY		OG Twister 0.5		WING		OG Twister 0.5						
 <p>66 /mm Dimension from body post to window bottom line</p> <p>32 /mm Dimension from body post to upper holder</p> <p>WING SIDE PLATE YES <input type="checkbox"/> NO <input checked="" type="checkbox"/></p> <p>64.5 /mm Dimension from edge to surface</p>												
<b>COMMENTS</b> Servo Horn HUD293404 - top hole Droop measured w/shocks detached Rear shock shimmed 1mm top/3mm bottom												

**FRONT & REAR SUSPENSION**

**FRONT CASTER**  
☐ 5° ☒ 4° ☐ 3°  
 Adjust with eccentric bushings

**BUMP STEER**  
☒ 4 /mm

**HEIGHT**  
☒ 19 /mm

**SHIM**  
☒ 8 /mm

**FRONT HUB**  
☒ COMPOSITE  
☐ ALU

**FRONT BRACE**  
☒ YES ☐ NO

**BULKHEAD SHIMS**  
☒ YES ☐ NO 3mm

**DRIVE SHAFT**  
☒ 58mm ☐ 59mm ☐ STD. BEARING

**FRONT SHOCK POSITION**  
 1 2 3 4

**SHIM**  
☒ 0.5 /mm

**FRONT HUB**  
☒ COMPOSITE  
☐ ALU

**FRONT CASTER**  
☐ 0.5° ☒ 1.5° ☐ 2.5° ☐ 3.5° ☐ 4.5° ☐ 5.5°  
 Adjust with eccentric bushings

**TOE GAIN**  
☒ 5 /mm

**FRONT HUB**  
☒ COMPOSITE  
☐ ALU

**FRONT BRACE**  
☒ YES ☐ NO

**BULKHEAD SHIMS**  
☒ YES ☐ NO 3mm

**DRIVE SHAFT**  
☒ 58mm ☐ 59mm ☐ STD. BEARING

**FRONT SHOCK POSITION**  
 1 2 3 4

**SHIM**  
☒ 0.5 /mm

**FRONT HUB**  
☒ COMPOSITE  
☐ ALU

**FRONT CASTER**  
☐ 0.5° ☒ 1.5° ☐ 2.5° ☐ 3.5° ☐ 4.5° ☐ 5.5°  
 Adjust with eccentric bushings

**TOE GAIN**  
☒ 5 /mm

**FRONT HUB**  
☒ COMPOSITE  
☐ ALU

**FRONT BRACE**  
☒ YES ☐ NO

**BULKHEAD SHIMS**  
☒ YES ☐ NO 3mm

**DRIVE SHAFT**  
☒ 58mm ☐ 59mm ☐ STD. BEARING

**FRONT SHOCK POSITION**  
 1 2 3 4

**SHIM**  
☒ 0.5 /mm

**FRONT HUB**  
☒ COMPOSITE  
☐ ALU

**FRONT CASTER**  
☐ 0.5° ☒ 1.5° ☐ 2.5° ☐ 3.5° ☐ 4.5° ☐ 5.5°  
 Adjust with eccentric bushings

**TOE GAIN**  
☒ 5 /mm

**FRONT HUB**  
☒ COMPOSITE  
☐ ALU

**FRONT BRACE**  
☒ YES ☐ NO

**BULKHEAD SHIMS**  
☒ YES ☐ NO 3mm

**DRIVE SHAFT**  
☒ 58mm ☐ 59mm ☐ STD. BEARING

**FRONT SHOCK POSITION**  
 1 2 3 4

**SHIM**  
☒ 0.5 /mm

**FRONT HUB**  
☒ COMPOSITE  
☐ ALU

**FRONT CASTER**  
☐ 0.5° ☒ 1.5° ☐ 2.5° ☐ 3.5° ☐ 4.5° ☐ 5.5°  
 Adjust with eccentric bushings

**TOE GAIN**  
☒ 5 /mm

**FRONT HUB**  
☒ COMPOSITE  
☐ ALU

**FRONT BRACE**  
☒ YES ☐ NO

**BULKHEAD SHIMS**  
☒ YES ☐ NO 3mm

**DRIVE SHAFT**  
☒ 58mm ☐ 59mm ☐ STD. BEARING

**FRONT SHOCK POSITION**  
 1 2 3 4

**SHIM**  
☒ 0.5 /mm

**FRONT HUB**  
☒ COMPOSITE  
☐ ALU

**FRONT CASTER**  
☐ 0.5° ☒ 1.5° ☐ 2.5° ☐ 3.5° ☐ 4.5° ☐ 5.5°  
 Adjust with eccentric bushings

**TOE GAIN**  
☒ 5 /mm

**FRONT HUB**  
☒ COMPOSITE  
☐ ALU

**FRONT BRACE**  
☒ YES ☐ NO

**BULKHEAD SHIMS**  
☒ YES ☐ NO 3mm

**DRIVE SHAFT**  
☒ 58mm ☐ 59mm ☐ STD. BEARING

**FRONT SHOCK POSITION**  
 1 2 3 4

**SHIM**  
☒ 0.5 /mm

**FRONT HUB**  
☒ COMPOSITE  
☐ ALU

**FRONT CASTER**  
☐ 0.5° ☒ 1.5° ☐ 2.5° ☐ 3.5° ☐ 4.5° ☐ 5.5°  
 Adjust with eccentric bushings

**TOE GAIN**  
☒ 5 /mm

**FRONT HUB**  
☒ COMPOSITE  
☐ ALU

**FRONT BRACE**  
☒ YES ☐ NO

**BULKHEAD SHIMS**  
☒ YES ☐ NO 3mm

**DRIVE SHAFT**  
☒ 58mm ☐ 59mm ☐ STD. BEARING

**FRONT SHOCK POSITION**  
 1 2 3 4

**SHIM**  
☒ 0.5 /mm

**FRONT HUB**  
☒ COMPOSITE  
☐ ALU

**FRONT CASTER**  
☐ 0.5° ☒ 1.5° ☐ 2.5° ☐ 3.5° ☐ 4.5° ☐ 5.5°  
 Adjust with eccentric bushings

**TOE GAIN**  
☒ 5 /mm

**FRONT HUB**  
☒ COMPOSITE  
☐ ALU

**FRONT BRACE**  
☒ YES ☐ NO

**BULKHEAD SHIMS**  
☒ YES ☐ NO 3mm

**DRIVE SHAFT**  
☒ 58mm ☐ 59mm ☐ STD. BEARING

**FRONT SHOCK POSITION**  
 1 2 3 4

**SHIM**  
☒ 0.5 /mm

**FRONT HUB**  
☒ COMPOSITE  
☐ ALU

**FRONT CASTER**  
☐ 0.5° ☒ 1.5° ☐ 2.5° ☐ 3.5° ☐ 4.5° ☐ 5.5°  
 Adjust with eccentric bushings

**TOE GAIN**  
☒ 5 /mm

**FRONT HUB**  
☒ COMPOSITE  
☐ ALU

**FRONT BRACE**  
☒ YES ☐ NO

**BULKHEAD SHIMS**  
☒ YES ☐ NO 3mm

**DRIVE SHAFT**  
☒ 58mm ☐ 59mm ☐ STD. BEARING

**FRONT SHOCK POSITION**  
 1 2 3 4

**SHIM**  
☒ 0.5 /mm

**FRONT HUB**  
☒ COMPOSITE  
☐ ALU

**FRONT CASTER**  
☐ 0.5° ☒ 1.5° ☐ 2.5° ☐ 3.5° ☐ 4.5° ☐ 5.5°  
 Adjust with eccentric bushings

**TOE GAIN**  
☒ 5 /mm

**FRONT HUB**  
☒ COMPOSITE  
☐ ALU

**FRONT BRACE**  
☒ YES ☐ NO

**BULKHEAD SHIMS**  
☒ YES ☐ NO 3mm

**DRIVE SHAFT**  
☒ 58mm ☐ 59mm ☐ STD. BEARING

**FRONT SHOCK POSITION**  
 1 2 3 4

**SHIM**  
☒ 0.5 /mm

**FRONT HUB**  
☒ COMPOSITE  
☐ ALU

**FRONT CASTER**  
☐ 0.5° ☒ 1.5° ☐ 2.5° ☐ 3.5° ☐ 4.5° ☐ 5.5°  
 Adjust with eccentric bushings

**TOE GAIN**  
☒ 5 /mm

**FRONT HUB**  
☒ COMPOSITE  
☐ ALU

**FRONT BRACE**  
☒ YES ☐ NO

**BULKHEAD SHIMS**  
☒ YES ☐ NO 3mm

**DRIVE SHAFT**