
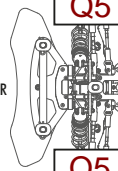
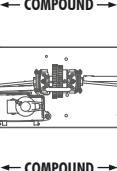


| | | | | | | | | | | | |
|--|---|--------------------------|--------------------------|---------------------------------|---|---|--|---|--------------------------|--------------------------|--------|
| RACE | XRS Grand Final | | | | | | | | | | |
| TRACK | Hudy Arena | | | | | | | | | | |
| NAME | Martin Bayer | | | | | DATE | 16.6.2024 | | | | |
| TEMPERATURE AIR | 25 | | | | | TEMPERATURE TRACK | 1 | | | | |
| LAPS | 18 | FINAL POS. | 1 | BEST LAPTIME | 17,0 /sec | RACE LENGTH | 5 | /min | | | |
| TRACKS | | | | | | | | | | | |
| CONDITION | <input type="checkbox"/> SMOOTH | | | <input type="checkbox"/> MEDIUM | | | <input type="checkbox"/> BUMPY | | | | |
| | <input checked="" type="checkbox"/> TECHNICAL | | | <input type="checkbox"/> MIXED | | | <input type="checkbox"/> FAST | | | | |
| TRACTION | <input type="checkbox"/> LOW | | | <input type="checkbox"/> MEDIUM | | | <input checked="" type="checkbox"/> HIGH | | | | |
| 1ST | | | | | | | | | | | |
| <input type="checkbox"/> | <input type="checkbox"/> | <input type="checkbox"/> | <input type="checkbox"/> | <input type="checkbox"/> | <input type="checkbox"/> | GEARING | | | | | |
| 13T | 14T | 15T | 16T | 17T | 18T | PINION GEARS | | | | | |
| | | | | | | <input type="checkbox"/> | <input type="checkbox"/> | <input type="checkbox"/> | <input type="checkbox"/> | <input type="checkbox"/> | |
| | | | | | | 17T | 18T | 19T | 20T | 21T | |
| SPUR GEARS | | | | | | | | | | | |
| <input type="checkbox"/> | <input type="checkbox"/> | <input type="checkbox"/> | STANDARD | | | <input type="checkbox"/> | <input type="checkbox"/> | <input type="checkbox"/> | <input type="checkbox"/> | <input type="checkbox"/> | |
| 48T | 49T | 50T | | | | 45T | 46T | 47T | | | |
| CLUTCH | | | | | | | | | | | |
| CLUTCH | STANDARD <input type="checkbox"/> | | | | |  | | | SPRINGS TIGHTEN | | |
| <input type="text"/> | | | | | | <input type="text"/> | | | <input type="text"/> | | |
| OTHER | | | | | | | | | | | |
| SHOE | G | | | | | G | | | | | SPRING |
| 300k | | | | | | 30k | | | | | |
| DIFFERENTIAL | | | | | | | | | | | |
| FRONT | | | | | CASE MATERIAL | | | REAR | | | |
| <input type="text"/> | | | | | <input type="text"/> | | | <input type="text"/> | | | |
| 20 /cSt | | | | | OIL | | | 45 /cSt | | | |
| SHOCKS | | | | | | | | | | | |
| FRONT | | | | | SPRINGS | | | REAR | | | |
| 2 dotz | | | | | | | | 2 dotz | | | |
| 600 /cSt | | | | | OIL | | | 800 /cSt | | | |
| kit | | | | | MEMBRANE | | | kit | | | |
| 2,5 /% | | | | | REBOUND | | | 2,8 /% | | | |
| <input checked="" type="checkbox"/> 6 HOLES | | | | | <input type="checkbox"/> 1.1 mm | | | <input checked="" type="checkbox"/> 6 HOLES | | | |
| <input type="checkbox"/> 8 HOLES | | | | | <input checked="" type="checkbox"/> 1.2 mm | | | <input type="checkbox"/> 8 HOLES | | | |
| <input type="checkbox"/> 10 HOLES | | | | | <input type="checkbox"/> 1.3 mm | | | <input type="checkbox"/> 10 HOLES | | | |
| Xray | | | | | OTHER PISTONS | | | | | | |
| ANTI-ROLL BAR | | | | | | | | | | | |
| FRONT | | | | | THICKNESS | | | REAR | | | |
| <input type="text"/> | | | | | <input type="text"/> | | | <input type="text"/> | | | |
| TIRES | | | | | | | | | | | |
| FRONT | | | | | TIRES TYPE: | | | REAR | | | |
| | | | | | PMT | | | | | | |
|  | | | | |  | | | | | | |
| Q5 | | | | | Q3 | | | Q5 | | | |
| ← COMPOUND → | | | | | ← COMPOUND → | | | | | | |
| ENGINE | | | | | | | | | | | |
| TYPE | Elceram 2800KV | | | | | | | | | | |
| MUFFLER | Elceram | | | | | | | | | | |
| MANIFOLD | Elceram | | | | | | | | | | |
| PLUG | | | | | | | | | | | |
| FUEL | | | | | | | | | | | |
| BODY TYPE | | | | | | | | | | | |
| TOTAL WEIGHT | | | | | | | | | | | |
| <input type="text"/> | | | | | | | | | | | |
| /g | | | | | | | | | | | |
| COMMENTS | | | | | | | | | | | |
| <input type="text"/> | | | | | | | | | | | |

FRONT

| STEERING BLOCK | |
|----------------|-------------------------------------|
| COMPOSITE | <input type="checkbox"/> |
| ALU | <input checked="" type="checkbox"/> |

| C-HUB | |
|-----------|-------------------------------------|
| COMPOSITE | <input type="checkbox"/> |
| ALU | <input checked="" type="checkbox"/> |

| CASTER | |
|--------|-------------------------------------|
| 16° | <input type="checkbox"/> |
| 6° | <input checked="" type="checkbox"/> |
| 2° | <input type="checkbox"/> |

| FRONT ARM | |
|-----------|-------------------------------------|
| SOFT | <input type="checkbox"/> |
| MEDIUM | <input type="checkbox"/> |
| HARD | <input type="checkbox"/> |
| GRAPHITE | <input checked="" type="checkbox"/> |

| OFFSET | |
|--------|-------------------------------------|
| 0 | <input checked="" type="checkbox"/> |
| +1 | <input type="checkbox"/> |
| +2 | <input type="checkbox"/> |

| CASTER BUSHINGS | |
|-----------------|-------------------------------------|
| +2° | <input type="checkbox"/> |
| +1° | <input type="checkbox"/> |
| 0° | <input checked="" type="checkbox"/> |
| -1° | <input type="checkbox"/> |
| -2° | <input type="checkbox"/> |

| FRONT DROOP | |
|-------------|--------------------------|
| 27 | <input type="checkbox"/> |

MEASURE UNDER WHEEL AXLE #10717 GAUGE

REAR

| REAR ARMS | |
|-----------|-------------------------------------|
| MEDIUM | <input type="checkbox"/> |
| HARD | <input type="checkbox"/> |
| X-HARD | <input type="checkbox"/> |
| GRAPHITE | <input checked="" type="checkbox"/> |

| UPRIGHT | |
|----------|--------------------------|
| MEDIUM | <input type="checkbox"/> |
| HARD | <input type="checkbox"/> |
| GRAPHITE | <input type="checkbox"/> |

| OFFSET | |
|----------|-------------------------------------|
| STANDARD | <input type="checkbox"/> |
| +1 | <input checked="" type="checkbox"/> |
| +2 | <input type="checkbox"/> |

| REAR DROOP | |
|------------|--------------------------|
| 26 | <input type="checkbox"/> |

MEASURE UNDER WHEEL AXLE

FRONT

| BUMP STEER SHIM /mm | |
|---------------------|---|
| STEERING BLOCK | 2 |
| STEERING PLATE | 0 |

SHIMS PLACE ALWAYS UNDER

| WHEELBASE SHIM POSITION | |
|-------------------------|-------------------------------------|
| 0 mm | <input checked="" type="checkbox"/> |
| 2 mm | <input type="checkbox"/> |

SHIMS BEHIND FRONT ARM

| FF | |
|------|--------------------------|
| 1° | <input type="checkbox"/> |
| 0.5° | <input type="checkbox"/> |

| FR | |
|------|--------------------------|
| 1° | <input type="checkbox"/> |
| 0.5° | <input type="checkbox"/> |

← FRONT LOWER ROLL CENTER REAR →
ECCENTRIC BUSHINGS

REAR

| GRAPHITE BRACE | |
|----------------|-------------------------------------|
| WITHOUT | <input type="checkbox"/> |
| 1-PIECE | <input type="checkbox"/> |
| 2-PIECES | <input checked="" type="checkbox"/> |

| REAR DIFFUSOR | |
|---------------|-------------------------------------|
| YES | <input type="checkbox"/> |
| NO | <input checked="" type="checkbox"/> |

| RR | |
|------|-------------------------------------|
| 1° | <input checked="" type="checkbox"/> |
| 0.5° | <input type="checkbox"/> |

SHIMS IN FRONT OF REAR ARM

FRONT

| | |
|---|---------------|
| 2 | FRONT TOE OUT |
|---|---------------|

| TIGHTEN SERVO SAVER MATERIAL | |
|------------------------------|-------------------------------------|
| TIGHT | <input checked="" type="checkbox"/> |
| MEDIUM | <input type="checkbox"/> |
| SOFT | <input type="checkbox"/> |

| MATERIAL | |
|----------|-------------------------------------|
| MEDIUM | <input type="checkbox"/> |
| GRAPHITE | <input checked="" type="checkbox"/> |

| UPPER PLATE | |
|-------------|--------------------------|
| COMPOSITE | <input type="checkbox"/> |
| GRAPHITE | <input type="checkbox"/> |

| WHEELBASE | |
|-----------|-------------------------------------|
| 0 mm | <input type="checkbox"/> |
| 1 mm | <input type="checkbox"/> |
| 2 mm | <input type="checkbox"/> |
| 3 mm | <input type="checkbox"/> |
| 4 mm | <input checked="" type="checkbox"/> |

SHIMS IN FRONT OF UPRIGHT

| ENGINE MOUNT | |
|--------------|--------------------------|
| STANDARD | <input type="checkbox"/> |
| MONOBLOCK | <input type="checkbox"/> |

ACKERMANN POSITION

REAR

| | |
|---|-------------|
| 2 | REAR TOE IN |
|---|-------------|

FRONT

| | |
|-----|--------------|
| 2,5 | FRONT CAMBER |
|-----|--------------|

| LENGTH | |
|--------|--|
| mm | |

| RIDE HEIGHT | |
|-------------|-----|
| 8 | /mm |

REAR

| | |
|---|-------------|
| 3 | REAR CAMBER |
|---|-------------|

| LENGTH | |
|--------|--|
| mm | |

| RIDE HEIGHT | |
|-------------|-----|
| 8 | /mm |