

**XRAY XB4'24**

FRONT
APPLIED    ☒ APPLIED
REAR

---

**CASTER BLOCK**

MEDIUM - KIT ☐

HARD ☐

GRAPHITE ☐

ALU ☒

**ALU C-HUB**

UP 2 /mm

DOWN /mm

ALU ☐

**STEERING BLOCK**

MEDIUM - KIT ☒

HARD ☐

GRAPHITE ☐

**LONGER BUSHINGS**

UP ☒

DOWN ☐

**SHIM**

2 /mm

**DRIVE SHAFT**

CVD ☐ ECS ☐

Lenght 81 kit /mm

**SHIM**

0 /mm

**UPPER SHOCK POSITION**

ROLL ENTER

**DRIVE SHAFT**

KIT ☒ 77 /mm

**SHIM**

0 /mm

**MEDIUM - KIT** ☒

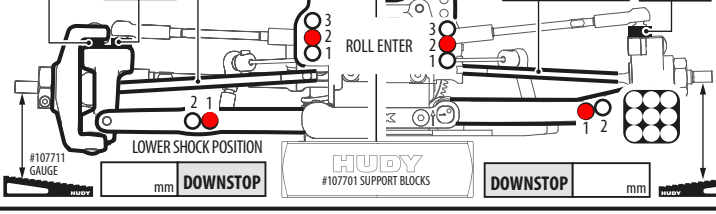
**HARD** ☐

**GRAPHITE** ☐

**REAR UPRIGHT**

HIGH ☐

LOW ☐



#107711 GAUGE

mm DOWNSTOP

HUBY #107701 SUPPORT BLOCKS

DOWNSTOP mm

#107711 GAUGE

---

**CASTER**

6° ☒ 7° ☐ 9° ☐ 12° ☐

**OFFSET**

Kit /slots

**SERVO SAVER**

SOFT ☐

MEDIUM ☐

TIGHT ☐

**MATERIAL**

KIT ☐

GRAPHITE ☐

**BUMP STEER**

2 /mm

Cutting line +/- from the base line.

-3 +/- mm

Wing length Kit /mm

SHOCK TOWER /mm

Offset wing mounting behind the rear shock tower.

**WING TYPE**

Lush

KIT ☐ THICK ☐

**WING POSITION**

UP ☒

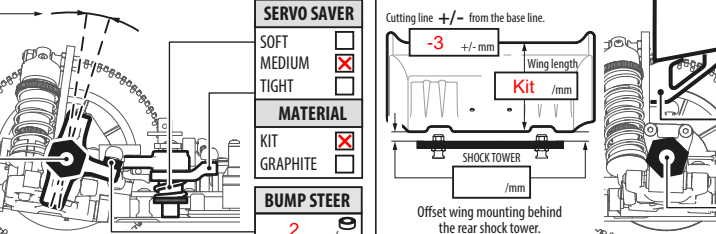
MIDDLE ☐

DOWN ☐

**OFFSET**

Kit /slots




---

**FF**

**FR**

1° ☒ 0.5° ☐

1° ☐ 0.5° ☐

**ROLL CENTER**

**ECCENTRIC BUSHINGS**

1° ☒ 0.5° ☐

1° ☒ 0.5° ☐

UP ☒ DOWN ☐

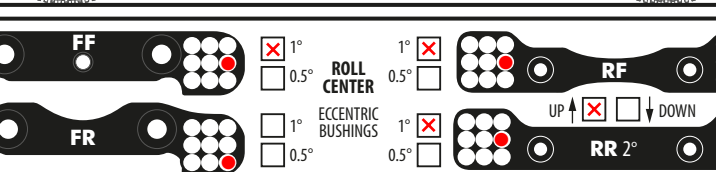
**RR 2°**

KIT ☐

WIDE ☐

KIT ☐

WIDE ☐




---

**FRONT TOE**

OUT

1

ALU STEERING PLATE #362575

SHIM 0 mm

SHIM UNDER STEER. PLATE

**FRONT BRACE**

HARD KIT ☒

GRAPHITE ☐

**STEER. PLATE**

HARD ☐

GRAPHITE ☐

ALU ☒

**BUMP STEER**

SHIM 0 mm

**REAR TOE**

IN

2

#36242 PIVOT BALL ECCENTRIC

FRONT ☒ REAR ☐

**GRAPHITE FOR REAR BRACE**

YES ☐ NO ☐

**REAR BRACE**

MEDIUM ☒

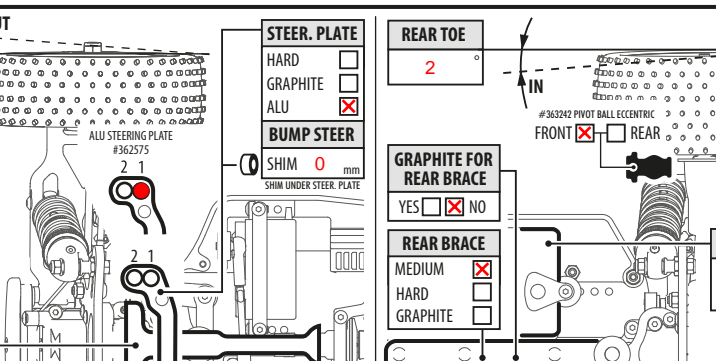
HARD ☐

GRAPHITE ☐

**BATTERY SIZE**

STANDARD SHORT ☐

LOWER SHORT ☒




---

**FRONT CAMBER**

1°

**CAP**

KIT ☒

ALU ☐

**DOWNSTOP**

0 mm

**LENGTH**

23 mm

**UPSTOP**

0 mm

**FRONT DIFF HEIGHT**

RIDE HEIGHT 16 mm

**REAR DIFF HEIGHT**

RIDE HEIGHT 16 mm

**REAR CAMBER**

2°

**CAP**

KIT ☒

ALU ☐

**DOWNSTOP**

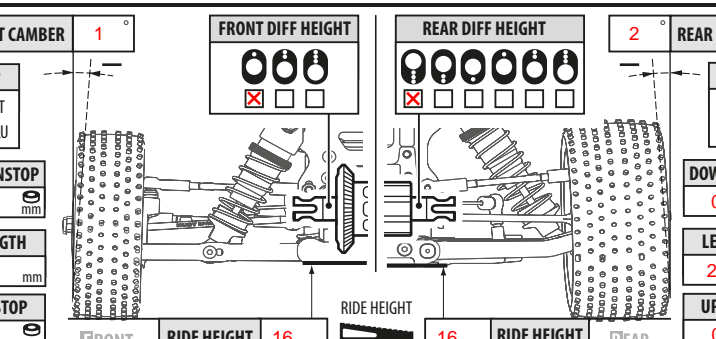
0 mm

**LENGTH**

28 mm

**UPSTOP**

0 mm




---

**FRONT ARMS**

LONG ☐

SHORT KIT ☒

MEDIUM KIT ☒

HARD ☐

GRAPHITE ☐

**CHASSIS**

2.0mm KIT ☒

2.5mm ☐

**STEERING PLATE**

1 DOT ☐

2 DOTS ☐

3 DOTS ☐

STEERING PLATE FOR ALU STEERING BLOCK

**BALANCE**

0 g

**MOTOR MOUNT**

FRONT ☒ REAR ☐

**BALANCE**

0 g

**ARM SHIM**

0 mm

SHIM IN FRONT OF ARM

**UPRIGHT**

1 mm

**REAR ARMS**

LONG KIT ☒

SHORT ☐

MEDIUM KIT ☒

HARD ☐

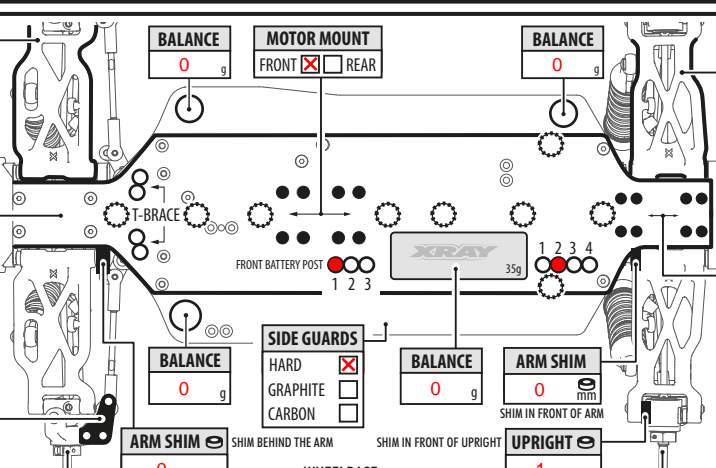
GRAPHITE ☐

**TRANSMISSION**

STANDARD ☒

SHORT ☐



**BALANCE**

0 g

**ARM SHIM**

0 mm

SHIM BEHIND THE ARM

**WHEELBASE**

**ARM SHIM**

0 mm

SHIM IN FRONT OF UPRIGHT

**UPRIGHT**

1 mm

FRONT
WHEELBASE
REAR