

# SET-UP SHEET

X1'23 SET-UP SHEET VER.1 ©XRAY

***XRAY X1'23***

RACE	TOS Apeldoorn				
TRACK	AMCA-Apeldoorn				
NAME	Luka JOVICIC		DATE	13-14/05/2023	

QUAL POSITION	FINAL POSITION	BEST LAPTIME	LAPS	TIME
2	2	17.016 /sbc	19	5:14.560

TRACK

TRACK SURFACE

☐ CARPET☒ ASPHALT

TRACK LAYOUT

☐ TECHNICAL☐ MIXED☒ FAST

TRACTION

☐ LOW☒ MEDIUM☐ HIGH

CENTER SHOCK ABSORBER

SPRING

2.3

OIL /cSt

600

REBOUND /%  
25

PISTON

☐ 3 HOLES☒ 4 HOLES☐ PSS

PISTON HOLES DIAMETER


☒ ø1.1mm☐ ø1.2mm☐ ø1.3mm

FOAM INSERT

YES ☐ NO ☒


DAMPING

☒ SIDE TUBE



OIL 30k /cSt

☐ SIDE SHOCK



OIL /cSt


FRONT

Contact 45 shore


MR33

20

FRONT LEFT



FRONT RIGHT



TIRES

TIRES

ADDITIVE

ADDITIVE TIMING

ADDITIVE TREATED AREA


REAR

Contact 30 shore


MR33

20

REAR LEFT



REAR RIGHT



TRANSMISSION

BALL DIFF

☐  
☐ LOOSE☐ MEDIUM☐ TIGHT

SOLID AXLE

☐

GEAR DIFF

☒  
OIL 1000 /cSt

GEARING

PINION /T

46

SPUR GEAR /T

88

FINAL DRIVE RATIO

1.91

ELECTRONICS

MOTOR

Hobbywing Handout Spec 21.5T

SPEEDO

Hobbywing ETS

SERVO

SRT

BATTERIES

Ruddog 6000 mAh

BODY

Gonzo

COMMENTS

very consistent setup

FRONT
REAR

---

**WHEELBASE ADJUSTMENT**

LONG ← ● → SHORT

DROOP	1	4	FRONT RIDE HEIGHT	MID RIDE HEIGHT	4	DROOP	1	REAR RIDE HEIGHT	4.2
-------	---	---	-------------------	-----------------	---	-------	---	------------------	-----

---

**SHIM**  
3.5 /mm

**SHIM**  
3.5 /mm

**SHIM**  
0.5 /mm

**LUBE**  
30k /cSt

**SHIM**  
0.5 /mm

**BUMP STEER**  
SHIM 0 /mm  
SERVO ARM

**SPRING**  
2.5

**LOWER ARM**  
SHIM 0 /mm

**SIDE SPRINGS**  
1.5

**WING**  
SHIM 0 /mm

HIGHER      REAR RIDE HEIGHT ECCENTRIC BUSHINGS      LOWER

2.5	2.0	1.5	1.0	0.5	0	0.5	1.0	1.5	2.0	2.5
-----	-----	-----	-----	-----	---	-----	-----	-----	-----	-----

---

**CAMBER**  
1 °

**ROLL CENTER**  
SHIM 0 /mm

**CASTER**

- ☐ 3.0°
- ☐ 4.5°
- ☐ 6.0°
- ☐ 7.5°
- ☐ 9.0°
- ☒ 10.5°

**ARM MOUNT PLATE**

STANDARD ☐

WIDE ☒

**LOWER ARMS**

STANDARD ☒

SOFT ☐

**FRONT TRACK-WIDTH**

---

**CHASSIS**

GRAPHITE 2.5mm (KIT) ☒

OTHER:

**PIVOT MOUNTING POSITION**

FORWARD ☒ REARWARD ☐

**PIVOT MOUNTING HEIGHT**

SHIM 0 /mm

**POD LINK**  
Left = Right

**REAR WING**

STANDARD ☐

OTHER: Montech

ADJUSTABLE ☐

WING POSITION

---

**TOE**

OUT 1 /deg.

**GRAPHITE BRACE**

YES ☐ NO ☒

**SHIM USED**

YES ☐ NO ☒

**ACKERMANN POSITION**

YES ☐ NO ☒

**BACKSTOP**

YES ☐ NO ☒

**STEERING ANGLE**

1 °

**FRONT SPOILER**

LOW DOWNFORCE ☐

HIGH DOWNFORCE ☒

**FRONT WIDTH**

SHIM 190 /mm

**SIDE BRACE**

YES ☒ NO ☐

**TOP DECK**

YES ☐ NO ☐

**TOP DECK FLEX**

SOFT ☐

MEDIUM ☐

STIFF ☐

**REAR AXLE**

STEEL ☒

GRAPHITE ☐

**REAR WIDTH**

SHIM 190 /mm

**REAR WING POSITION**

**BATTERY PLACEMENT**