

SET-UP SHEET

X1'23 SET-UP SHEET VER.1 ©XRAY

XRAY X1'23

RACE	Ets				
TRACK	HANN				
NAME	Kölbel		DATE	11.2022	

QUAL POSITION	FINAL POSITION	BEST LAPTIME	LAPS	TIME
2	1	14.0 /sbc	/	

TRACK

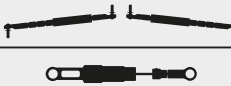
TRACK SURFACE	<input checked="" type="checkbox"/> CARPET	<input type="checkbox"/> ASPHALT
TRACK LAYOUT	<input type="checkbox"/> TECHNICAL	<input checked="" type="checkbox"/> MIXED
	<input type="checkbox"/> FAST	
TRACTION	<input type="checkbox"/> LOW	<input type="checkbox"/> MEDIUM
	<input checked="" type="checkbox"/> HIGH	





CENTER SHOCK ABSORBER

SPRING	OIL /cSt	REBOUND /%
Pros soft	1000	25

PISTON <input type="checkbox"/> 3 HOLES <input checked="" type="checkbox"/> 4 HOLES <input type="checkbox"/> PSS	PISTON HOLES DIAMETER <input type="checkbox"/> ø1.1mm <input checked="" type="checkbox"/> ø1.2mm <input type="checkbox"/> ø1.3mm	FOAM INSERT YES <input type="checkbox"/> NO <input checked="" type="checkbox"/>
---	---	--

DAMPING

<input checked="" type="checkbox"/> SIDE TUBE <input type="checkbox"/> SIDE SHOCK		OIL 20k /cSt OIL /cSt
--	---	---

FRONT	TIRES	REAR
<div style="border: 1px solid black; padding: 5px; margin-bottom: 5px;">Contact</div> <div style="border: 1px solid black; padding: 5px; margin-bottom: 5px;">Mr33</div> <div style="border: 1px solid black; padding: 5px;">25</div>	TIRES ADDITIVE ADDITIVE TIMING ADDITIVE TREATED AREA	<div style="border: 1px solid black; padding: 5px; margin-bottom: 5px;">Contact</div> <div style="border: 1px solid black; padding: 5px; margin-bottom: 5px;">Mr33</div> <div style="border: 1px solid black; padding: 5px;">25</div>
FRONT LEFT  FRONT RIGHT 		REAR LEFT  REAR RIGHT 

TRANSMISSION

BALL DIFF <input type="checkbox"/> <input type="checkbox"/> LOOSE <input type="checkbox"/> MEDIUM <input type="checkbox"/> TIGHT	SOLID AXLE <input checked="" type="checkbox"/>	GEAR DIFF <input type="checkbox"/> OIL /cSt
--	---	---

GEARING

PINION /T	SPUR GEAR /T	FINAL DRIVE RATIO
34-35	80	

ELECTRONICS

MOTOR	Ets 21.5
SPEEDO	Ets
SERVO	Expert
BATTERIES	Lrp

BODY

Gonzo

COMMENTS

Glue sidewall

FRONT

REAR

WHEELBASE ADJUSTMENT

LONG

SHORT

SHIM

0 /mm

SHIM

0 /mm

DROOP

1

4.1

FRONT RIDE HEIGHT

MID RIDE HEIGHT

4.2

DROOP

1

REAR RIDE HEIGHT

4.4

SHIM

/mm

SHIM

/mm

SHIM

/mm

LUBE

15k

/cSt

SHIM

/mm

BUMP STEER

SHIM 3

/mm

SERVO ARM

SPRING

2/2,5

LOWER ARM

SHIM 0.75

/mm

SIDE SPRINGS

0,9/1,2

WING

SHIM --8

/mm

HIGHER

REAR RIDE HEIGHT ECCENTRIC BUSHINGS

LOWER

2.5

2.0

1.5

1.0

0.5

0

0.5

1.0

1.5

2.0

2.5

CAMBER

1.5

/°

ROLL CENTER

SHIM 0

/mm

CASTER

3.0°

4.5°

6.0°

7.5°

9.0°

10.5°

ARM MOUNT PLATE

STANDARD

WIDE

LOWER ARMS

STANDARD

SOFT

FRONT TRACK-WIDTH

CHASSIS

GRAPHITE 2.5mm (KIT)

OTHER:

PIVOT MOUNTING POSITION

FORWARD

REARWARD

PIVOT MOUNTING HEIGHT

SHIM 0

/mm

POD LINK

Left=Right

REAR WING

STANDARD

OTHER:

ADJUSTABLE

WING POSITION

TOE

OUT 1.5

/deg.

GRAPHITE BRACE

YES

NO

SHIM USED

YES

NO

FRONT SPOILER

LOW DOWNFORCE

HIGH DOWNFORCE

STEERING ANGLE

25

/°

FRONT WIDTH

SHIM 0

/mm

SIDE BRACE

YES

NO

REAR AXLE

STEEL

GRAPHITE

TOP DECK

YES

NO

TOP DECK FLEX

SOFT

MEDIUM

STIFF

REAR WIDTH

SHIM 188

/mm

REAR WING POSITION

1

2

3

4

5

6